







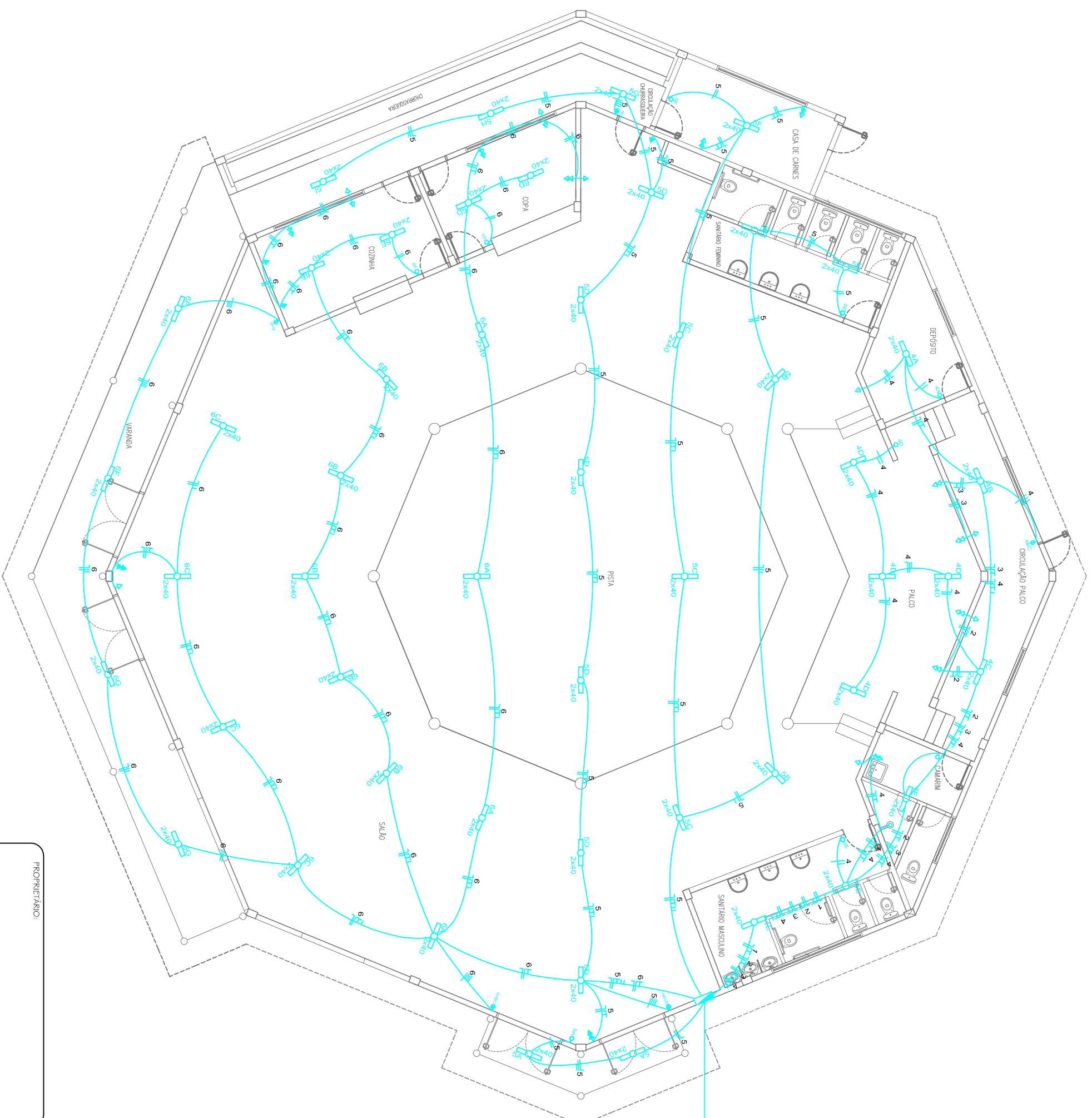


# QUADRO DE CARGAS

CIRC. Nº	LAMP 40W	TOMADA 100W	TOMADA 600W	CHUVEIRO	CARGA W	FIO mm²	DISJ. (A)
1				1	3500	6,0	30
2				5	3000	6,0	30
3				5	3000	6,0	30
4	20			4	3200	6,0	30
5	38			4	4220	6,0	30
6	42			10	10280	6,0	30
<b>TOTAL</b>					<b>25000</b>	<b>10,0</b>	

## LEGENDA

-  Iluminação geral com lâmpada fluorescente tipo colinho 2x40W
-  Tomada de energia baixa (0,30 m do piso acabado)
-  Tomada de energia média (1,30 m do piso acabado)
-  Tomada de energia alta (2,00 m do piso acabado)
-  Interruptor simples
-  Interruptor duplo
-  Interruptor triplo
-  Quadro de distribuição



PROPRIETÁRIO:

LILDO JOSÉ ORTI  
PREFEITO MUNICIPAL

RESPONSÁVEL TÉCNICO:

MARCOS ANDRÉ MIOZZO ZAVODNIK  
Eng. Civil CREMERS 157892

ESCALA:

1/125

FRANCHA Nº:

**ELE**  
**01/01**

OBRA/LOCAL: Centro Municipal de Eventos

Rua Crispim Teixeira Sobrinho, S/Nº, Coxilha-RS

TÍTULO: Projeto Elétrico

DESCRIÇÃO:

Planta Baixa

DATA: ABRIL/2019